



**Could you be paying  
less Council Tax?**  
Isn't it time you found out?  
See pages 4 and 5

Council Tax Explained  
Budget Summary  
Local Policing Summary

## South Holland 2011-12



**District, County and Police freeze Council Tax for 2011-12**

**We can provide the information in this booklet in large type or other languages if required. Please contact South Holland District Council at the address below.**

### South Holland District Council

South Holland District Council  
Priory Road,  
Spalding  
Lincolnshire, PE11 2XE

**General Enquiries:** 01775 761161

**Payment line,** available 24 hours a day, seven days a week: 0845 603 17 14

**Email:** [info@sholland.gov.uk](mailto:info@sholland.gov.uk)

**Website:** [www.sholland.gov.uk](http://www.sholland.gov.uk)

### Lincolnshire County Council

County Offices, Newland, Lincoln LN1 1YL

**General enquiries:** 01522 552222

**Fax:** 01522 516137

**Email:** [customer\\_services@lincolnshire.gov.uk](mailto:customer_services@lincolnshire.gov.uk)

**Minicom service:** 01522 552055

**Website:** [www.lincolnshire.gov.uk](http://www.lincolnshire.gov.uk)

*If you want any more information on the county council's budget for 2011/12, please phone 01522 553648 and leave a message, email [finance@lincolnshire.gov.uk](mailto:finance@lincolnshire.gov.uk) or visit [www.lincolnshire.gov.uk/finance](http://www.lincolnshire.gov.uk/finance)*

### Lincolnshire Police Authority

Deepdale Lane, Nettleham, Lincoln LN5 7PH

**Tel:** 01522 558022

**Fax:** 01522 558739

**Email:** [police.authority@lincs.pnn.police.uk](mailto:police.authority@lincs.pnn.police.uk)

**Website:** [www.lincolnshire-pa.gov.uk](http://www.lincolnshire-pa.gov.uk)

### Lincolnshire Police General Enquiries

**Tel:** 01522 532222 (your call may be recorded)

**Emergencies:** 999 and ask for police

**Minicom/textphone:** 01522 558140

**Website:** [www.lincs.police.uk](http://www.lincs.police.uk)

### Contacting South Holland District Council

**For enquiries about any services provided by South Holland - including Benefits, Business Rates and Council Tax - please contact our Customer Services Team.**

We are open at the Spalding offices, Monday to Thursday from 8.30am (9am on Wednesday) to 5.15pm and on Friday from 8.30am to 4.45pm. At the Long Sutton Market House we are open 9.30am to 5pm on Tuesdays and 9am to 4.30pm on Fridays (closed for lunch, noon to 1pm). Home visits can be arranged where necessary.

### Are you paying too much Council Tax?

The information in this booklet about discounts, exemptions, people with disabilities and Council Tax Benefit is intended as a guide only. In most cases there are additional qualifying conditions to be met.

Please contact us for further information

### Contacting us about changes and corrections

**Please tell us if:**

- > We've sent the bill to the wrong person
- > You've moved house
- > We've calculated your bill wrongly
- > We've calculated your benefit wrongly
- > You should receive a discount, an exemption, a disabled band reduction or benefit
- > You should no longer receive a discount, an exemption, a disabled band reduction or as much benefit.

**You must notify us of a change in circumstances within 21 days. Failure to do so could result in a penalty of £70 being imposed.**

## Who gets your Council Tax?

South Holland District Council collects the Council Tax. However, we keep less than one ninth of it. We pay the rest over to the County Council, the Police Authority and Parishes. For more details, please see the table on page 6.

## What is Council Tax and who has to pay?

Council Tax is a tax on people's homes. Council and police services are paid for by income from Government grants, Council Tax, fees and other charges.

Owner occupiers and their partners usually have to pay the Council Tax bill. Where homes are rented, the tenants and their partners will have to pay. In the case of empty homes, it's normally the owners who have to pay.

The owners of these properties pay too:

- > Residential care homes, nursing homes and hostels or
- > Those occupied by
  - a minister of religion or a religious community
  - more than one household or
  - resident staff or asylum seekers

## What are valuation bands – can you appeal?

The Valuation Office, an executive agency of HM Revenue and Customs, has given each property a valuation band, between A and H, according to its market value in April 1991. If your property was built after April 1991, it will be valued as if it had existed then.

Band	Market Value (at April 1991)
A	Up to £40,000
B	£40,001 - £52,000
C	£52,001 - £68,000
D	£68,001 - £88,000
E	£88,001 - £120,000
F	£120,001 - £160,000
G	£160,001 - £320,000
H	More than £320,000

### You can appeal against the valuation band if:

- > It's within six months of you becoming the taxpayer or
- > The value changes because of demolition work, a conversion, a change of use or any other physical change to the property's location

**You must carry on paying your Council Tax while your appeal is being considered.**

### For more information about valuation bands or appeals, contact:

The Listing Officer  
Valuation Office Agency  
Queensgate House  
12 Silver Street  
Lincoln  
LN2 1EW

**Telephone:** 01522 340300

**Website:** [www.voa.gov.uk](http://www.voa.gov.uk)

*If your initial appeal fails, you have further avenues of appeal, which will be explained to you by the Valuation Office.*

In common with all local authorities, South Holland District Council has a duty to protect the public funds it administers. We are required to participate in data matching exercises, carried out by the Audit Commission's National Fraud Initiative, to prevent and detect fraud.

# Council Tax explained

## Council Tax discounts

You may be able to get a discount or, in some cases, a full exemption if no-one lives in the property. The discount on furnished properties, which are no-one's sole or main residence, is 10%. You cannot get a discount on properties which have been unfurnished and unoccupied for more than six months. You can get a 25% discount on your bill if there is only one person aged 18 or over living in your home. People under 18, or in one of the groups listed below, are NOT included when counting the number of people living in your home for Council Tax purposes:

- > Most full-time students, student nurses and some apprentices
- > The partner or dependants of a student who is not a British citizen and is not allowed to work in this country or claim benefits
- > People who are long-term patients in hospital or who live in care homes
- > People who are severely mentally impaired
- > 18 & 19 year olds still eligible for child benefit
- > School and college leavers (from April to October if they are under 20 years old)
- > Low-paid care workers (usually employed by charities)
- > Residents of homeless hostels or night shelters
- > Carers looking after someone who is not their partner and not a child of their own who is under 18 years old
- > Members of religious communities
- > Members of visiting armed forces and international institutions
- > Diplomats
- > People in prison (except for those in prison for non-payment of fines or Council Tax)

### Please contact us if:

- > You think you should be getting a discount or
- > You are getting a discount and your circumstances have changed so that you should no longer get it.

## Council Tax exemptions

Generally, you don't have to pay Council Tax on the classes of property in this list because they are exempt.

Some classes do have time limits though and you may have to pay a charge after the exemption runs out. Please note that time limits run from when the circumstances of the exempt class first started to apply, and they don't re-start if the property changes hands.

### Classes of exempt EMPTY property:

**Class A** - is unfurnished and needs major repairs or is undergoing structural alterations to make it habitable (exempt for up to 12 months only)

**Class B** - owned by a charity (exempt for up to six months only)

**Class C** - unoccupied and unfurnished (exempt for up to six months only)

**Class D** - the tax payer is in prison (except for those in prison for non-payment of fines or Council Tax)

**Class E** - the tax payer has left it to go and live in a care home

**Class F** - the tax payer has died (exempt for up to six months after probate granted)

**Class G** - can't be lived in by law

**Class H** - held for a minister of religion

**Class I** - the tax payer has gone to live elsewhere to receive personal care

**Class J** - the taxpayer has gone to live elsewhere to provide personal care

**Class K** - left empty by a student

**Class L** - the mortgagee has possession

**Class Q** - the taxpayer is trustee to a bankrupt

**Class R** - unused caravan pitch or boat mooring

**Class T** - unoccupied annexe to an occupied property

### Classes of exempt OCCUPIED property:

**Class M** - student halls of residence

**Class N** - all occupiers are students, school or college leavers or non-British dependants or partners of students

**Class O** - UK armed forces accommodation

**Class P** - visiting forces accommodation

**Class S** - all occupiers are under 18

**Class U** - all occupiers are severely mentally impaired

**Class V** - main residence of a person with diplomatic privilege or immunity or

**Class W** - the annexe to a property occupied by a dependant relative.

**Please contact us if:**

- > You think your property should be exempt from Council Tax or
- > Your circumstances have changed so that it should no longer be exempt.

## Penalties

You must notify us of a change in circumstances within 21 days. Failure to do so could result in a penalty of £70 being imposed.

## People with disabilities

You can get your bill reduced by one valuation band if you have a second bathroom, a second kitchen, a special room or enough floor space to use a wheelchair indoors and the facility is necessary to meet the needs of anyone in the home who is disabled.

We will ask you to renew your application each year if you qualify for this reduction.

**Please contact us if:**

- > You think you should be getting a disabled band reduction or
- > Your circumstances have changed so that you no longer need to receive the reduction.

## Claiming Council Tax Benefit

Don't pay more Council Tax than you need to. Council Tax Benefit can reduce your bill by as much as 100 per cent if one of these applies:

- > You are getting the Guarantee Credit element of Pension Credit
- > You are getting either Income Based Job

Seekers Allowance or Income Support

- > The income we have to take into account is low enough for you to qualify **and** savings and investments are valued below £16,000

Even if you own your own home and are working you may still be able to get this benefit. A lot of information is required to support the claim, but don't be put off by this - it's necessary to stop fraud.

And even if you don't qualify for the benefit in your own right, you may be able to get a different kind of benefit reduction. This is where someone on a low income is living with you and stopping you from getting a discount. This is called Second Adult Rebate.

## Housing Benefit (help with your rent)

If you rent your home and have a low income, you could get Housing Benefit to help you pay your rent. Please contact us if you need any help or advice.

## Are you finding it hard to pay?

This booklet contains information about many discounts, exemptions, banding reductions and benefits that can help to reduce your bill. We can advise further on any of these schemes. If you don't qualify or are already receiving some help, and are still finding it hard to pay, contact us as soon as possible to discuss your payments.

The Citizens Advice Bureau (CAB) gives free impartial advice to people struggling with various debts. It has offices in Holbeach, Long Sutton and Spalding. The CAB Debt Line is 01775 762255.

The Council has the discretion to give Council Tax discounts. It is likely that this would only be used in very exceptional and deserving circumstances. If you think this might apply to you, please contact us for more information.

# Council Tax explained

## Your Council Tax this year 2011 - 12

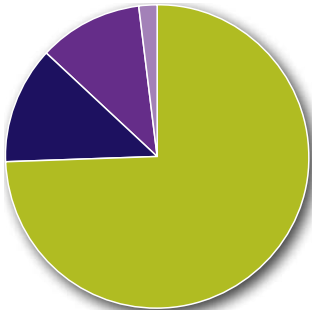
	Band A	Band B	Band C	Band D	Band E	Band F	Band G	Band H
<b>COUNTY</b>	£710.46	£828.87	£947.28	£1,065.69	£1,302.51	£1,539.33	£1,776.15	£2,131.38
<b>POLICE</b>	£119.52	£139.44	£159.36	£179.28	£219.12	£258.96	£298.80	£358.56
<b>SHDC</b>	£104.69	£122.13	£139.58	£157.03	£191.93	£226.82	£261.72	£314.06
<b>TOTAL</b>	<b>£934.67</b>	<b>£1,090.44</b>	<b>£1,246.22</b>	<b>£1,402.00</b>	<b>£1,713.56</b>	<b>£2,025.11</b>	<b>£2,336.67</b>	<b>£2,804.00</b>
Households per band in SH	14649	8180	9512	3933	1707	353	95	13

Please see the front of your bill, or the back page of this booklet, for the parish charges or special expenses which are charged in addition to the figures above.

The year 2011-12 will be a challenging one in terms of service provision and financial matters for the Council. However, the fundamental changes that are being undertaken for both forward facing and back office services are designed to deliver efficiencies that can keep costs down in real terms as the financial environment tightens. The Council continues to provide a range of services including:

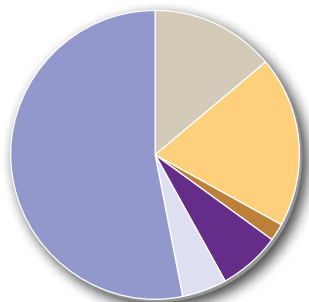
- > Weekly refuse and recycling services throughout the District
- > Affordable housing, housing advice and homelessness accommodation
- > Inspecting food premises
- > Dealing with planning applications
- > Processing Housing and Council Tax Benefit applications.

The District Council's Council Tax for 2011-12 is held at £157.03, or £3.02 a week, for a household paying Band D Council Tax. An active efficiency agenda continues to produce savings while protecting front line services.



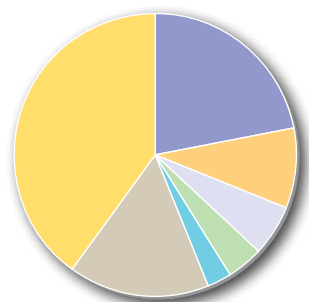
### Components of Council Tax 2011/12

■ District Council's requirement	11%
■ Parish requirement and Spalding Special Expenses	2%
■ Lincolnshire County Council's requirement	74%
■ Police Authority's requirement	13%



## Where the money is spent on services

Public Services	14%
Cultural, Environmental, Regulatory and Planning	19%
Transport	1%
Corporate	5%
Precepts and levies	5%
Housing	56%



## Where the money comes from

Rents	24%
Council Tax	9%
Fees, charges and investment income	6%
Specific reserves and balances	3%
Other grants & contributions	2%
Revenue support grant & business rates	14%
Government grants	42%

## Financial reserves and liabilities

Reserves and Balances	Bal. 1.4.10 £ 000	In Year Adjs. £ 000	Bal. 31.3.11 £ 000	In Year Adjs. £ 000	Bal. 31.3.12 £ 000
<b>Revenue:</b>					
- General Fund and Specific Reserves	5,613	(1,915)	3,698	(875)	2,823
- Housing Revenue Account	1,395	(244)	1,151	(235)	916
<b>Total Reserves and Balances</b>	<b>7,008</b>	<b>(2,159)</b>	<b>4,849</b>	<b>(1,110)</b>	<b>3,739</b>
External Borrowing	0	0	0	0	0
<b>Total Liabilities</b>	<b>0</b>	<b>0</b>	<b>0</b>	<b>0</b>	<b>0</b>

## District Council Tax Budget Requirement

2010/11 Net Expenditure £ 000	Service Expenditure	2011/12		
		Gross Expenditure £ 000	Income £ 000	Net Expenditure £ 000
1,206	Central services to the public	7,588	6,663	925
8,163	Cultural, environmental, regulatory and planning	10,559	2,652	7,907
465	Highways and transport services	392	345	47
(358)	Local Authority Housing (HRA)	13,501	14,074	(573)
935	Other housing services	17,365	16,601	764
2,721	Corporate and democratic core	2,569	556	2,013
<b>13,132</b>	<b>Net cost of services</b>	<b>51,974</b>	<b>40,891</b>	<b>11,083</b>
2,692	Precepts for Local Precepting Authorities	2,719	0	2,719
(144)	Interest and investment income	0	70	(70)
519	Other corporate income and expenditure	93	0	93
(1,737)	Movement to/from reserves and balances	411	1,521	(1,110)
<b>14,462</b>	<b>To be met from grants and taxpayers</b>	<b>55,197</b>	<b>42,482</b>	<b>12,715</b>
	<b>Funding</b>			
(1,437)	Less Government Grants			(1,864)
(7,843)	Less redistributed Non-Domestic Rates			(5,651)
23	Deficit from collection fund			44
<b>5,205</b>	<b>Met by District Council Tax</b>			<b>5,244</b>

## Internal Drainage Boards

Drainage Boards are long established bodies providing vital services to the local community via a complex system for flood defence and land drainage. Board membership includes elected members representing the occupiers of the land in the District and members nominated by local authorities to represent other interests.

There are five Drainage Boards operating in the South Holland District and they are responsible for maintaining and updating these systems to allow thousands of people to live and work within their areas.

Drainage is essential to life in South Holland and it relies on the operation of pumping stations. Historically water was moved by windmills but today fully automated diesel and electrically powered pumps have enabled engineers to have far more control over the drainage.

Watercourses and their associated banks provide a variable habitat for many types of flora and fauna, and every effort is made to ensure the protection of existing drains, and where possible, enhance the conservation value of the drains.

2010/11 Net Expenditure £ 000's	Internal Drainage Board	2011/12 Levy Amount £ 000's
120	Black Sluice	120
22	Kings Lynn	22
126	North Level	129
1,093	South Holland	1,095
768	Welland and Deepings	768
<b>2,129</b>		<b>2,134</b>

Drainage rates are collected from agricultural and horticultural businesses, along with a levy from the District Council. The income covers the costs of maintenance and improvement within the Board's area.

The Council contributes to 5 drainage boards. The total levy that we will have to pay them in 2011/12 will be £2.134 million. This amounts to 17% of the Council's total budget.



# County Council Spending

Despite the difficult financial situation nationally, there will be no increase in Lincolnshire County Council's share of the Council Tax this year (2011/12). This is because of a "freeze grant" the Government is giving authorities setting a rise of 2.5% or less. Our grant is £6.2m – the amount a 2.5% increase would have brought in – but Council Tax payers will not be paying any more themselves.

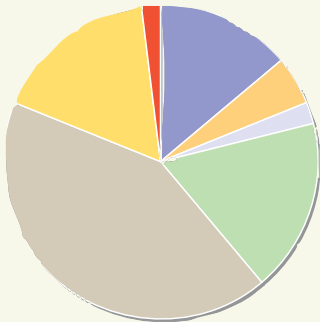
Despite that support, Lincolnshire County Council and other local authorities will all be experiencing a substantial fall in their main source of income – the "formula grant" from the Government. In this financial year, Lincolnshire will receive 11.2% – or £26.7m – less to spend on services.

In addition, Lincolnshire County Council is

facing additional costs, including an increase in the number of older people needing social care. Rises in energy prices and landfill taxes will also affect the budget. A third factor is the cost of new responsibilities transferred to the council, such as concessionary bus fares and flood management.

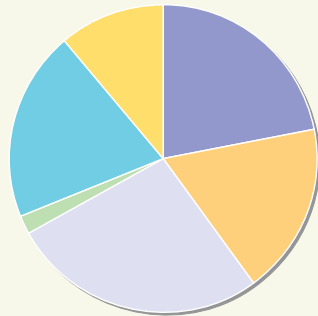
Against this background of a fall in income and a rise in costs, the council will inevitably have less money to spend on services than in the past, although it is committed to protecting essential services, especially those promoting public safety. These include safeguarding children, fire and rescue, winter gritting and road maintenance, emergency planning and council funding for police community support officers. In other non-essential areas, some services will have to be reduced or stopped altogether.

## 2011/2012 Spending on services £1,112m



Schools	£467m	42%
Other Children's Services	£160m	14%
Other Services	£187m	17%
Adult Social Care	£195m	18%
Environmental Management	£27m	2%
Highways and Transportation	£52m	5%
Fire Service	£24m	2%

## 2011/2012 Capital investment £167m



Highways and Transportation	£30m	18%
Children's Services*	£36m	22%
Environmental Management	£44m	27%
Other Services	£19m	11%
Economic Development	£34m	20%
Community Services	£4m	2%

\* including schools

## Where the money comes from

The table below shows how we get our total income of £1,112m:

	2011/12, £m	2011/12, %
Formula grant	211	19.0
Other revenue grants	39	3.5
Charges and other income	135	12.1
Dedicated Schools Grant	475	42.7
Council Tax	252	22.7
<b>Total</b>	<b>1,112</b>	<b>100</b>

## Our share of the Council Tax

Lincolnshire County Council has not increased its share of the Council Tax in 2011/2012.

The table below shows the amount you pay towards our services. (This does not include the amounts you pay for district councils, parish councils or the Lincolnshire Police Authority.)

	Amount 2010/11	Amount 2011/12
Band A	£710.46	£710.46
Band B	£828.87	£828.87
Band C	£947.28	£947.28
Band D	£1,065.69	£1,065.69
Band E	£1,302.51	£1,302.51
Band F	£1,539.33	£1,539.33
Band G	£1,776.15	£1,776.15
Band H	£2,131.38	£2,131.38

## Our borrowing

Like most local authorities, we borrow money to pay for long-term investment in the county's roads, schools and buildings. On 31 March 2010 we owed £397.2m.

Annual repayments on that borrowing remain well within the council's prudent limit of 10% of total income.

## Shaping services for the future



Despite the difficult economic climate, Lincolnshire County Council will continue to provide vital services to almost 700,000 residents across England's fourth largest county. However, faced with the need to save £125m over the next few years, we will inevitably have much less money to spend. That means we will have to concentrate our resources on essential services, building on the strong foundations we have put in place in recent years.

Lincolnshire County Council is nationally recognised as one of the most improved councils in the country.

For more information about the council's performance, please visit

[www.lincolnshire.gov.uk/annualreport](http://www.lincolnshire.gov.uk/annualreport).

# What your services cost

## What you actually pay for services

2011/12	Spending £m	Income £m	Spending minus income, £m	Estimated cost per resident, £
Schools	516	516	0	0
Other Children's Services	230	71	159	223.43
Adult Social Care	213	65	148	207.78
Cultural, Libraries and Adult Education Services	25	5	20	28.15
Highways and Transportation	86	3	83	116.54
Environmental Management	30	1	29	41.17
Fire and Rescue	29	2	27	38.59
Safer Communities	11	2	9	12.18
Economic Regeneration	16	5	11	15.66
Healthier Communities	20	0	20	26.53
Other Services	52	22	30	41.47
Pension Contribution from Services	-6	0	-6	-7.90
*Capital projects adjustment-see note below	-96	-43	-53	-74.00
<b>Total planned spending</b>	<b>1,126</b>	<b>649</b>	<b>477</b>	<b>669.59</b>
<b>Contributions to/from savings</b>	<b>-14</b>	<b>0</b>	<b>-14</b>	<b>-19.23</b>
<b>Budget Requirement</b>	<b>1,112</b>	<b>649</b>	<b>463</b>	<b>650.36</b>

2010/11	Spending £m	Income £m	Spending minus income, £m	Estimated cost per resident, £
Schools	463	463	0	0
Other Children's Services	234	107	127	174.52
Adult Social Care	217	62	155	212.85
Cultural, Libraries and Adult Education Services	23	4	19	26.74
Highways and Transportation	75	8	67	91.77
Environmental Management	29	1	28	38.57
Fire and Rescue	29	2	27	37.15
Safer Communities	13	4	9	13.28
Economic Regeneration	14	10	4	5.77
Healthier Communities	20	1	19	27.11
Other Services	50	16	34	44.98
Pension Contribution from Services	13	0	13	17.88
*Capital projects adjustment-see note below	-29	-18	-11	-15.28
Area based grant	0	54	-54	-74.58
<b>Total planned spending</b>	<b>1,151</b>	<b>714</b>	<b>437</b>	<b>600.76</b>
<b>Contributions to/from savings</b>	<b>7</b>	<b>2</b>	<b>5</b>	<b>7.19</b>
<b>Budget Requirement</b>	<b>1,158</b>	<b>716</b>	<b>442</b>	<b>607.95</b>

\*The difference between what we spend on capital projects and the charges which we must include in spending on services.

**NOTE:** The use of a minus (-) in front of a figure shows that income has been received and therefore taken off total spending.

## Flood defence

The Environment Agency is responsible for protecting people and property against flooding from sea and rivers. The majority of its funding comes from the Department for the Environment and Rural Affairs (Defra), but Lincolnshire County Council is also making a contribution of £0.596m for 2011/12 (£0.596m for 2010/11).

## Message from the Chairman of the Police Authority

Barry Young



**Acknowledging the unusually difficult financial circumstances which face us all, Lincolnshire Police Authority has decided to freeze its share of your Council Tax bill for the coming year. Coupled with the severity of central government funding cuts, this will present enormous challenges if, in line with our objectives, current levels of service are to be maintained.**

We know, through extensive consultation, that you believe that our priorities should be centred on local neighbourhood policing but we also have a responsibility to ensure appropriate levels of protection against typically less obvious major criminal activity and serious threats from harm such as serious and organised crime, firearms incidents, terrorism and domestic extremism, civil emergencies and public disturbance.

The strategy which we have developed with the Force to achieve our objectives involves change – change in work practices and changes in the way in which services are delivered. We are exploring every opportunity for closer

collaborative and partnership working; the present divisional structure is being replaced by a streamlined “one Force” approach, we anticipate many back office functions being provided jointly with other Forces, public bodies and/or commercial partners and there will be more centralisation of support services. Change isn’t always comfortable but we are confident that the considerable reshaping which is being undertaken will allow more officers to be allocated to Neighbourhood Policing Teams without compromising our ability to provide a wide range of other “needs based” protective services as well. Our commitment to local policing will be greatly strengthened by the continuation of the major funding support for Police Community Support Officers (PCSOs) provided by Lincolnshire County Council.

The funding formula under which central Government grants are allocated to policing around the country continues to disadvantage Lincolnshire, which means that we have less to spend on policing per head of population than any other Authority. At the same time, Lincolnshire Council Tax payers contribute a considerably higher proportion of our budget than the national average. We will continue to lobby central Government for fairer treatment for the people of Lincolnshire. In the meantime, we are getting on with the job of doing the very best with what we have and the opportunities which a whole new approach provides.

**Lincolnshire Police Authority is an independent body of 17 local people. The Authority receives a portion of the Council Tax bill for the Police Service and is responsible each year for deciding how much that portion should be. This year the Authority will not seek an increase, so that the contribution for policing a Band D property will remain £179.28.**

## Staff numbers

We employ:

1,204 Police Officers

1001 Police Staff

149 Police Community Support Officers (PCSOs)

180 Special Constables

# Local Policing Summary

## Money matters

### The main increases/(decreases) (£million)

Employees	(3.0)
Premises	(0.2)
Transport	0.0
Supplies and Service	(0.3)
Agency / Contracted Services and Capital Financing	0.2

**Sub total** (3.3)

Other Costs (0.1)

**Total decrease in expenditure** (3.4)

### Capital Programme 2011/12 (£ million)

Property	3.4
Information Communications Technology	4.4
Vehicles	1.3
Replacement Equipment	0.3

**Total** 9.4

### How we are funded (£ millions)

	2010/11	2011/12
Government Grant	44.0	48.7
Other Specific Grant	9.0	4.3
Business Rates	22.3	18.8
Council Tax	42.0	42.3
Miscellaneous	5.6	5.4

**Total** 122.9 119.5

### Where the money is spent

	2010/11	2011/12
Employees	95.4	92.4
Running Costs	26.8	26.5
Contingency	0.5	0.5
Other	0.2	0.1

**Total** 122.9 119.5

## Performance information

The latest information on the work of the Authority and the Force in the key priorities of safer neighbourhoods, protecting the public, and improving our services, shows that:

**Overall recorded crime** has been reduced by 6.9% or 2,523 offences. The rate of reduction has exceeded the national average in almost all categories monitored by the Force.

**Since the start of Operation NOVA** (No to Violence and Abuse) in February 2010, the incidence of recorded violence is down by more than 6% or 408 offences.

Most serious violence has reduced by 7.4% The number of assaults causing less serious injury has reduced by 10%.

**Operation Fusion, the ongoing police operation aimed at tackling serious acquisitive crime – including burglary, robbery, and vehicle crime** – has achieved a reduction of 9.6% in motor vehicle theft; a reduction of 11.4% in thefts from vehicles, and an overall reduction of 3.5% in serious acquisitive crime.

**We continue to commit to further increasing the number of offenders apprehended, so improving the volume of crimes we solve.** We will re-double our efforts to catch and convict criminals who steal from you, your homes, and vehicles. This kind of activity is often linked to drug misuse, so combating these crimes has a positive 'knock-on' effect.

**Neighbourhood Policing:** we promised to ensure that officers would be visibly performing their duties in the community for more than 80% of their time. During the last year we achieved over 91% visibility. New technology will help to maintain this.

**Calling the Police:** The national standard requires that 90% of emergency calls should be answered within ten seconds. We achieved 88.8%. Close to the target, but improvements are needed. For non-emergency calls, the national standard is that 90% are answered within 30 seconds. We achieved 95%, exceeding the standard.

## Neighbourhood Policing teams

Made up of Police Officers, Police Community Support Officers (PCSOs) and Special Constables, Neighbourhood Policing Teams aim to tackle low level crime and antisocial behaviour in partnership with local people and various other authorities and agencies.

Your Neighbourhood Policing Team invite you to tell them about the local issues affecting your community. You can talk to a team member by calling their mobile phone number listed. To get more involved in helping to improve your neighbourhood, contact your team and ask about your local Neighbourhood Panel. You can also attend local street briefings, drop in surgeries and other events. For more information either contact your team, check out your local media or visit [www.lincs.police.uk](http://www.lincs.police.uk)

**The teams should not be contacted in order to report a crime:** In an emergency, call 999  
Non-emergency calls: 0300 111 0300

# 0300 111 0300

is the non-emergency single number for all calls to the Force. All calls to the 0300 number will be answered by call-takers in the central Force Command and Control Centre based just north of Lincoln at Nettleham. The calls will be answered by local people who will be able to offer local advice and deal with queries quickly and efficiently and will know exactly where to direct the calls.

## South Holland Sector

### Holbeach East Rural

PC Laura Griggs	07900 137749
PCSO Fylippa Bennett	07944 776795
PCSO Ben Harrington	07900 111518

### Holbeach Town and Rural

PC Iain Braid	07939 887991
PCSO Jane Gardner	07939 984083
PCSO Ian Cripps	07824 895810

### Holbeach West Rural

PC Peter Holland	07944 776955
PCSO Bev Robinson	07944 776822

### Spalding Estates

PC Craig Lockton	07500 920426
PCSO Zara Nachera	07500 920484
PCSO Kirsty Taylor	07944 776993
PCSO Ryan Ellis	07939 985765
PCSO Kimberley Marlowe	07944 776953
PCSO Alan Browne	07939 984477
PCSO Paul Copland	07939 984199

### Spalding North Rural

PC Ian Coulson	07939 984 188
PCSO Sally Pusey	07939 985765
PCSO Colin Abbotts	07939 896354

### Spalding South Rural

PC Nigel Smith	07939 887180
PCSO Adam Ballard	07939 887634

### Spalding Town

PC Paul Smith	07939 896204
PCSO Amanda Waterfield	07939 985606
PCSO Tracy Mason	07939 990146
PCSO Lisa Waterfall	07810 505814

## Council Tax amounts for 2011/2012

You can see from your Council Tax bill how much you have to pay, how it is made up and how it remains the same from last year. On page 6 of this booklet we have shown this year's Council Tax amounts for homes in each of the valuation bands, A to H. Those figures do not include the parish charges which are shown in this table.

We have only shown here the band D amounts of extra Council Tax needed to cover the spending of parish councils and parish meetings, or the special expenses for Spalding. Charging each area separately in this way means that parish precepts and special expenses are paid for by those living in the area where the money is spent.

Parish Spending 2010/11 £	Parish Spending 2011/12 £	Parish	Tax Base (in Band D Homes)	Council Tax for Band D Homes, £
6,500	6,500	Cowbit	423	15.36
61,060	63,196	Crowland	1,401	45.10
8,000	9,000	Deeping St Nicolas	581	15.49
16,500	23,000	Donnington	875	26.28
13,000	13,000	Fleet	714	18.20
24,500	25,000	Gedney	744	33.60
4,000	4,000	Gedney Hill	233	17.16
13,500	16,500	Gosberton	951	17.35
159,376	160,226	Holbeach	3,393	47.22
600	600	Little Sutton (Parish Meeting)	38	15.78
59,000	60,000	Long Sutton	1,660	36.14
15,000	16,000	Lutton	419	38.18
35,600	37,547	Moulton	1,180	31.81
36,000	37,500	Pinchbeck	1,783	21.03
6,500	6,500	Quadring	434	14.97
208,880	209,730	Spalding (Special Expenses)	8,980	23.35
100	100	Surfleet	459	0.21
53,000	52,000	Sutton Bridge	1,366	38.06
4,100	4,200	Sutton St Edmund	214	19.62
6,000	6,000	Sutton St James	345	17.39
11,000	15,000	Tydd St Mary	355	42.25
17,000	17,000	Weston	655	25.95
13,000	12,000	Whaplode	1,133	10.59
<b>772,216</b>	<b>794,599</b>	<b>Total Parish Spending</b>	<b>28,336</b>	

Average Parish Charge £28.04

## Holbeach Parish Council - Precept

If a Parish Council issues a precept in excess of £140,000, it needs to provide to its local residents a breakdown of how the precept is made up. This is a requirement of the latest regulations relating to the content of Council Tax bills.

In 2011/12, the only Parish Council whose precept this relates to is Holbeach and so the details are shown here. Based on a tax base of 3,393 (3,373 2010/11), a precept of £160,226 represents a charge of £47.22 on the residents of Holbeach for a Band D property compared to a charge of £47.25 in 2010/11.

2010/11 Net Expenditure £	Parish	2011/12 Gross Expenditure £	2011/12 Income £	2011/12 Net Expenditure £
<b>Income</b>				
(8,055)	Council Property	1,500	8,555	(7,055)
(3,124)	Allotments	5,404	7,543	(2,139)
<b>(11,179)</b>	<b>Total</b>	<b>6,904</b>	<b>16,098</b>	<b>(9,194)</b>
<b>Expenses</b>				
16,981	Cemetery - Park Road	22,648	10,521	12,127
55,504	Carter's Park, Parish Playing Field, Stukeley Gardens, Churchyard	56,048	40	56,008
11,826	Closed Churchyard, Holbeach St John, Village Playing Fields, Halls, Stukely Grounds	12,826	0	12,826
7,431	Grants	7,343	0	7,343
78,813	General Expenses	81,116	0	81,116
<b>170,555</b>	<b>Total</b>	<b>179,981</b>	<b>10,561</b>	<b>169,420</b>
<b>159,376</b>	<b>Excess of Expenditure over income</b>			<b>160,226</b>
<b>159,376</b>	<b>Proposed Precept</b>			<b>160,226</b>

# BENEFIT FRAUD

We're closing in...

# 0800 0851 737

Fraud Investigators are working in this area with the help of calls to our hotline. Do you suspect someone of benefit fraud?

Please call us in confidence on freephone number opposite or visit [www.sholland.gov.uk/benefitfraud](http://www.sholland.gov.uk/benefitfraud)