


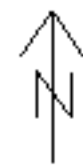


Spalding Conservation Area - Buildings Impact Assessment



-  Buildings with negative impact
-  Possible sites for high quality development
-  Possible sites for high quality re-development



Scale 1:4500